
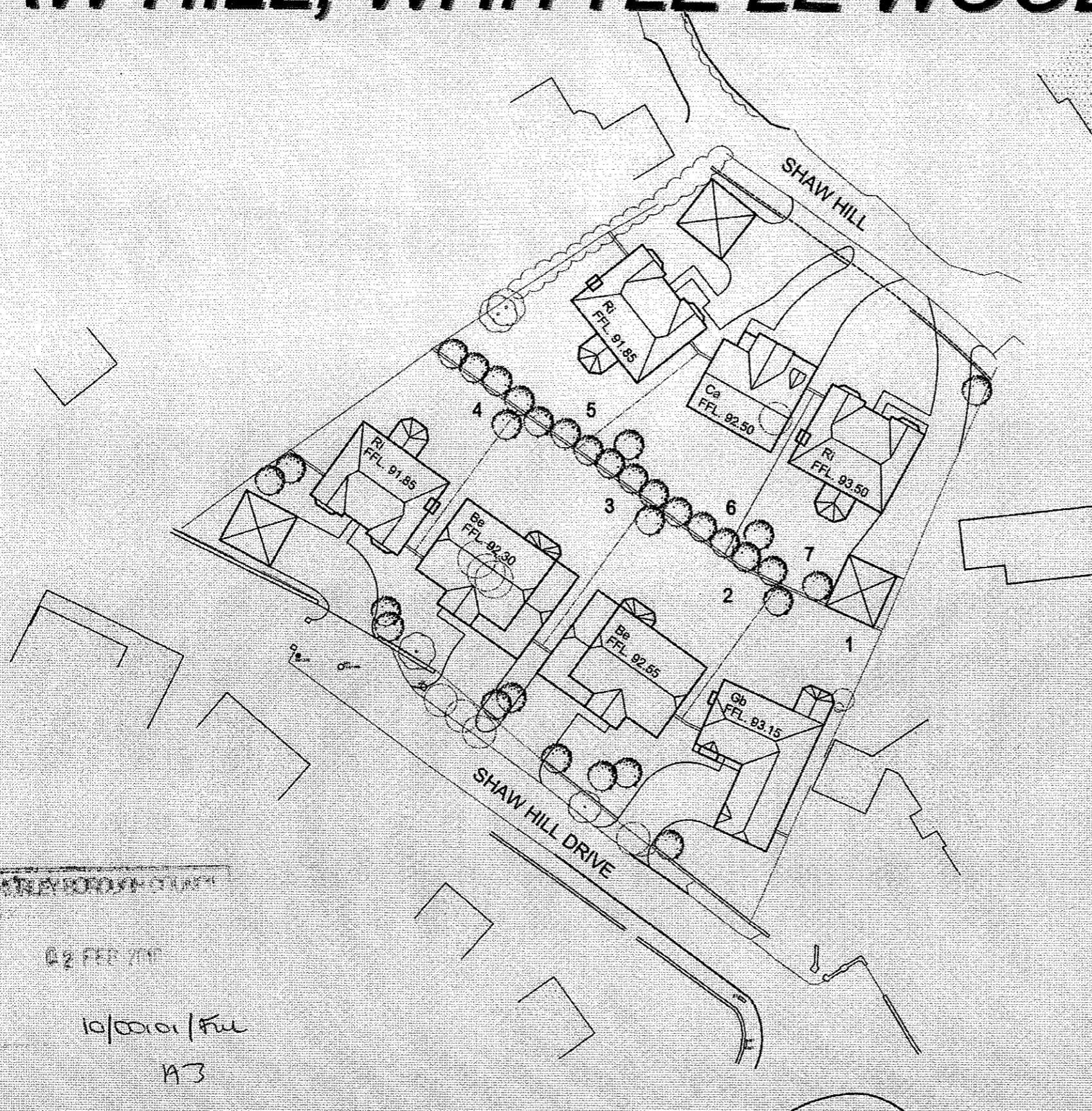





SHAW HILL, WHITTLE LE WOODS.



SCHEDULE	No.
Gb Gainsborough	1
Ri Richmond	3
Be Beaufort	2
Ca Cambridge	1
TOTAL	7

ENCLOSURES

-  1.8m high screen wall
-  1.8m high close boarded screen fence
-  0.9m high post and rail fence

KEY

-  Trees to be removed

-  Indicative planting

2


PLANNING

Dwg Name & Location: Z:\Draws\2009 Jobs\09-041 Wainhomes NW - Shaw Hill, Whittle Le Woods (Site 2)\Drawings\Site Layout - 10.dwg

CHITREY BORDEN GROUP

02 FEB 2010

10/0001/FUL
A3

	Client: The Royle & Coppice, Shaw Hill, Whittle Le Woods.	Drawing Title: Proposed Site Layout	Job No: 09-041	Drawing No: AL002	Rev:	